

AVImark ReadMe 2012.3.0

Table of Contents

Please use the bookmark menu on the left to navigate between each project and feature.

- 1. AVImark User Interface Enhancements**
 - a. Advanced Security**
 - b. AVImark Service Control Utility**
 - c. Client Date of Birth Prompt**
 - d. New Support Chat CID Icon**
 - e. ID Required for New User**
 - f. Problem List E-Travel Sheet Action Code**
 - g. Reply Email Address set as From Address**
 - h. Extended Doctors List**
 - i. New List Cost Option**
 - j. Renaming Common Error Message to be More User Friendly**
 - k. Changes and Additions for Medical History Security**
- 2. AVImark Alert Improvements**
 - a. Ability to Delay Canceling of Alerts**
 - b. New Alert Security Functions**
 - c. Alerts Available on Treatments and Items**
- 3. State Specific Regulations**
 - a. Species Description Added to RabiesCVS for Cook County**
 - b. ASAP for New Mexico**
 - c. Doctor DEA Number on ASAP**
- 4. MPS Enhancements**
 - a. MPS - AVImark Deposit Slip Shows Unprocessed Payments**
 - b. MPS - Reprinting Recurring MPS Payments**
- 5. 2012.3 Fixes List**

PCI Compliant Security Standards

AVImark logon security has adopted an optional PCI-Compliant Security Standard because of the increased demands for client data protection. This feature provides an additional level of security useful for clinics storing any confidential client information or processing stored MPS Payment Accounts.

In AVImark this feature is referred to as Advanced Security and it will enforce these standards:

- User profiles including usernames, passwords and an identity question
- Passwords required to use alpha and numeric codes along with a special character such as *, %, @, etc.
- Password rotation every 90 days

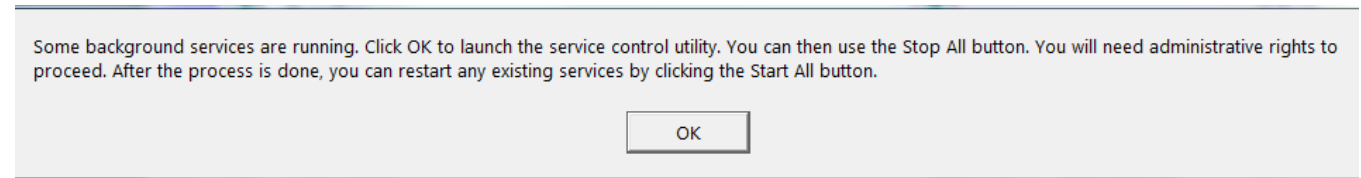
For users interested in activating Advanced Security we advise the Hospital Administrator to call Technical Support for assistance in the proper set up of this feature. You will be required to have email capability in order to use this feature.

AVImark - Windows Service Control Utility

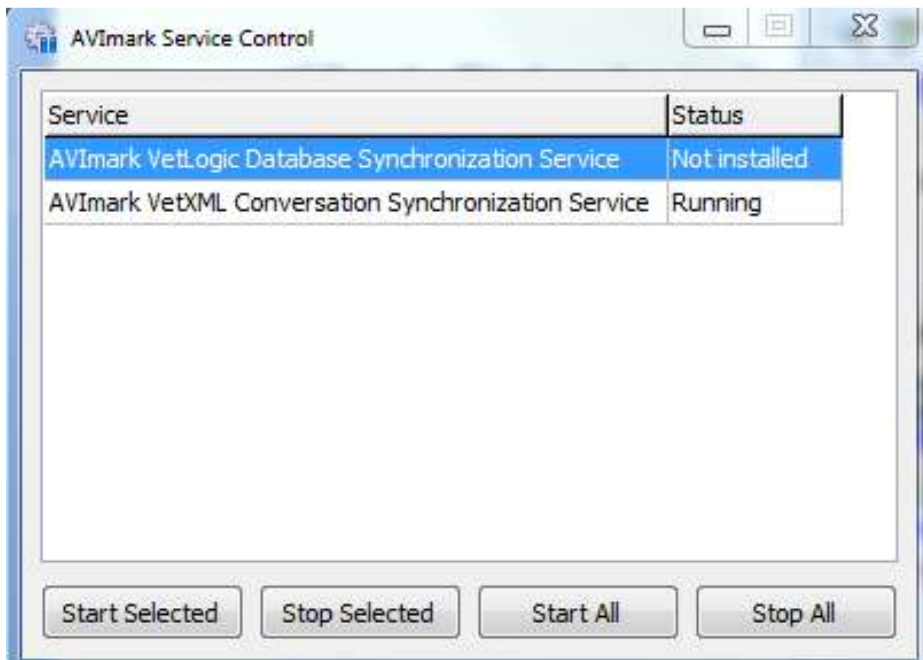
AVImark has created a Service Control Utility that will make stopping and restarting AVImark installed Windows services more easily accessible.

Clinics using our **VetXML** service (VetEnvoy and Home Again automatic microchip registration) and our **VetLogicClient** service (for use with PetWise and MSS eMinders) installed on the AVImark server will be the only AVImark users affected by this feature. General AVImark users will not notice a change in AVImark activity that require exclusive use of AVImark files to rebuild, update, backup, etc.

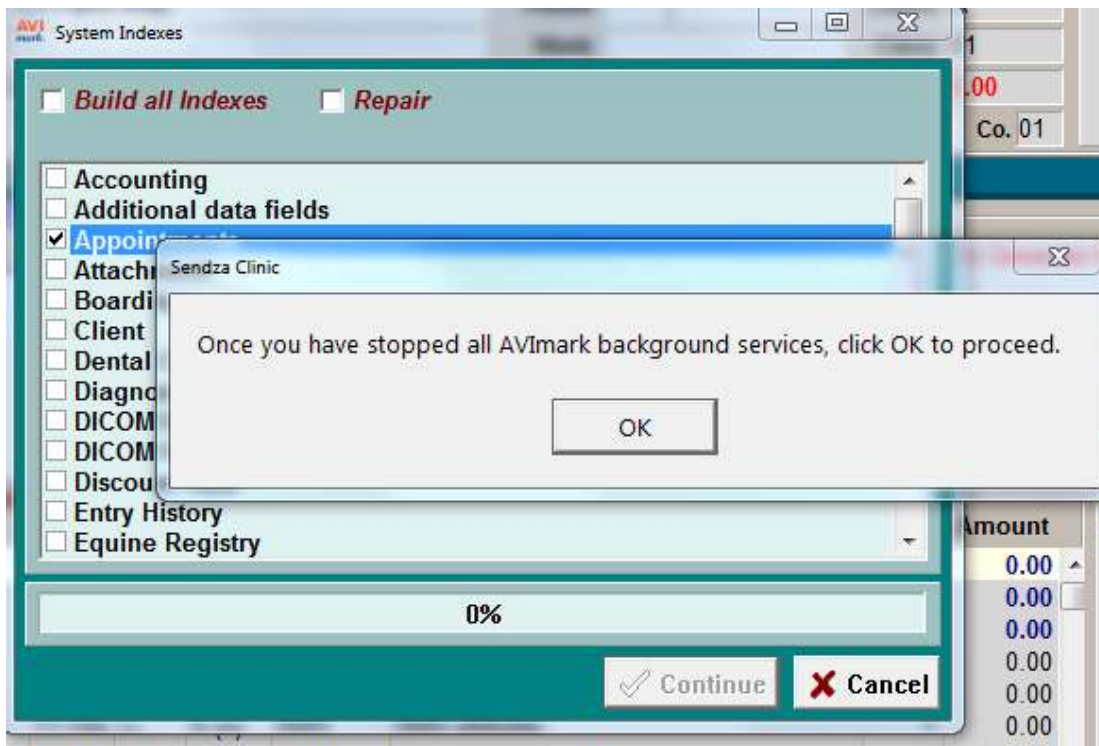
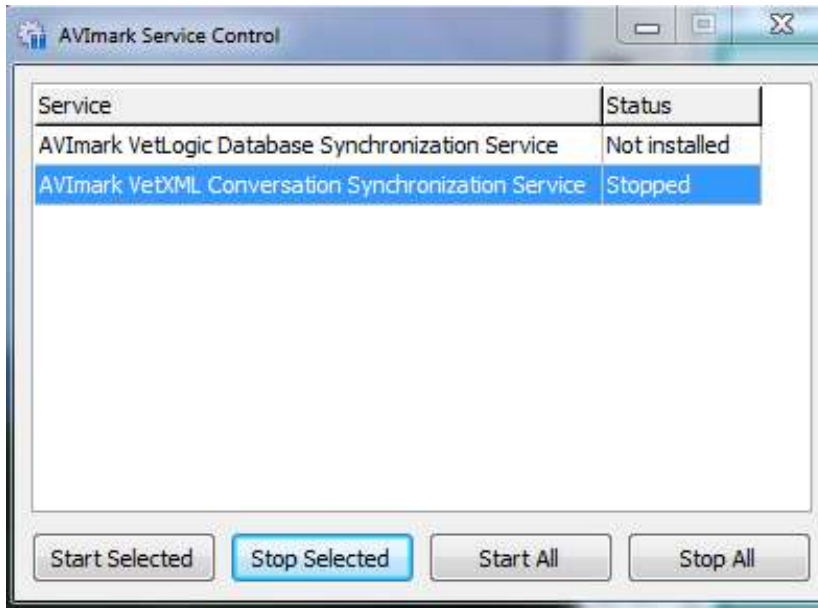
For our VetXML and VetLogicClient service clinics, when attempting to perform an AVImark function that requires the running service to be stopped, you will be prompted with the following message:



Clicking OK will open the AVImark Service Control window displaying all installed services and their current status.



From this window, you can select the service that you wish to stop or start and press the appropriate button or you may choose to select 'Stop All'. Once the services are stopped, you can press OK and proceed with your AVImark update or rebuild.



Your AVImark Service Control Window will remain open allowing you to select and restart desired services when your rebuild, update, or backup is complete.

The ability to stop and restart Windows services requires users to have administrative access to that Windows computer. We have incorporated the ability to accommodate performing these functions for

instances when the user logged in may not have such permissions, without having to log out of Windows and logging in as an Admin. For such users (such as Windows Power Users or otherwise restricted due to UAC) we have incorporated the following messages.

Windows Power User without UAC activated attempting to perform a function requiring the service to be stopped will be presented with this warning:

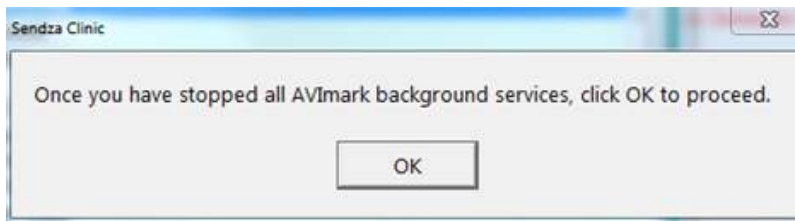
“The program cannot access the service control manager. Make sure you have administrative access to Windows on the server.”

Windows Power User with UAC activated attempting to perform a function requiring the service to be stopped will be presented with this warning:



The above message will be followed by the Windows UAC window allowing you to log in as a Windows Administrator using the appropriate credentials.

Once logged in, you will be presented with the message:

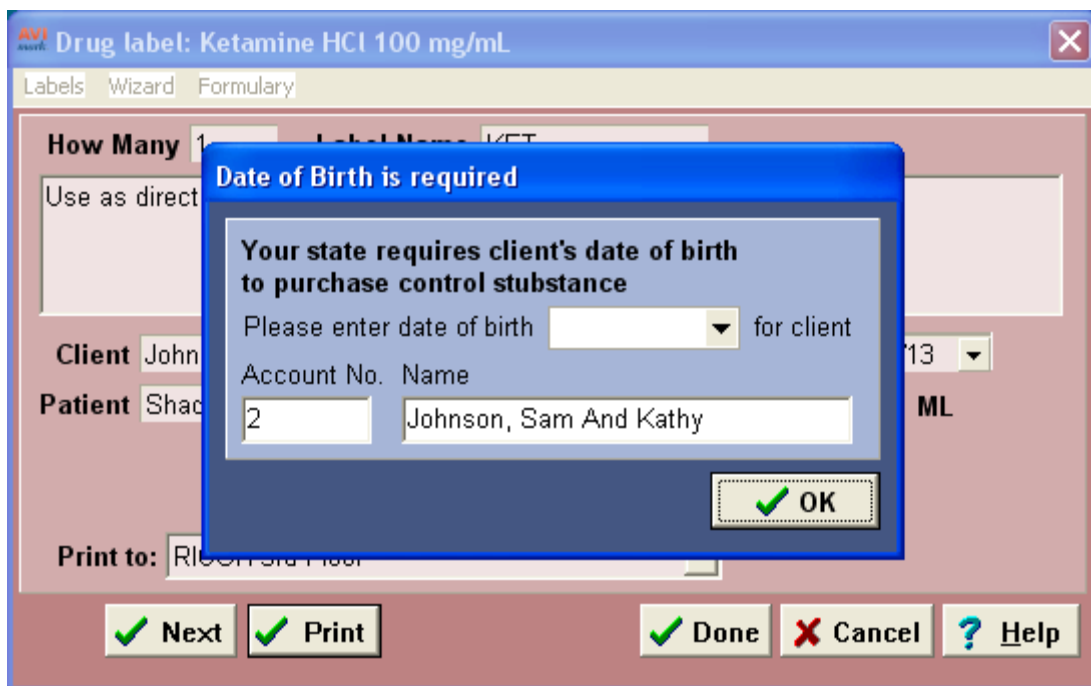


Stop the services using the AVImark Service Control and then press OK to proceed with your rebuild, update, etc.

Client Date of Birth Prompt

Some states require the client's Date of Birth to be reported on the ASAP report. To help staff members remember to acquire this information from the client a new prompt has been added in AVImark. For those clinics using this feature you will need to define the new Hospital Advanced Option.

- In Hospital Advanced Options search for **Prompt for Client Date of Birth** and set the Value to True.
- When a Controlled Substance is dispensed for a pet whose owner does not have a birth date defined and the Print button is selected in the Drug Label window, the birth date prompt will appear.
- A date of birth must be entered before continuing and when the date is entered it will be maintained for that client in the Client Information window.



New Support Chat CID Icon

To allow for ease of access to the AVImark Support Chat session a new icon has been added to the CID area.

- From the CID select the “lifesaver” speed bar icon to begin a Chat Session with AVImark Support.



- The Chat Session can also be accessed or started from the **Help** menu and selecting **Join Support Session**.

ID Required for New User

It is important that users added in AVImark have an ID associated with their user name when they are to appear on the Appointment Calendar. To prevent the ID field from being overlooked a message will appear when adding a new user and trying to complete the entry without adding an ID to the user. The below prompt will appear:



Problem List E-Travel Sheet Action Code

The e-Travel Sheet action code (<) is now available in the Problem List and can be used to include individual problems on the e-Travel Sheet.

Reply Email Address set as From Address

The Reply To email address, defined in Hospital Advanced Options, will be shown as the reply address and also the From Email address. This will assist clinics that have an office email but a different reply email address. This applies to areas such as the Send Email from Client area, Email from Information Search and the Work With Reminders area.

Doctors List Extended

The numbers of doctors that can be stored or listed in AVImark has been extended from 200 to 1,000. This enhancement is to meet the specific need for some of our customers.

New List Cost Option

For Intelligent Inventory users there is a new Hospital Advanced option that will allow users to choose to calculate Markup based on “List Cost” from the vendor.

- From Hospital Advanced options search for “Price on List Cost” which is defaulted to False. Leaving it to False will cause AVImark to handle markups as it currently does, basing markups on highest cost ever paid for the specific item, and List Cost will not be visible in any Inventory area.
- Setting this option to True will cause AVImark to base the mark up on the list cost which will be visible when you open the Change P\O window in a Purchase Order.
- In the Purchase Order window a column of “Unit List Cost” has been added and will appear when the advanced option is set to True. This column will display the list-cost price assigned to the item by the vendor.

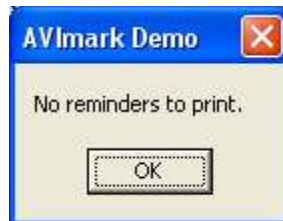
Renaming Common Error Message to be More User Friendly

In an effort to be more user friendly and to help quickly resolve issues some common AVImark errors have been renamed. This change will explain the error to the user and assist in knowing how to handle the issue.

For example an Access Violation error would typically list random characters at the end of the message, however this has been changed to read: “Please try your most recent action again, and if it returns this error, call Technical Support.”



Another warning message that has been changed is related to printing reminders. When printing reminders for a specified timeframe and there are no reminders due during that time AVImark will now display a warning stating: “No Reminders to Print”.



MPS Error Renamed

When the MPS exe was closed and a user would attempt to take a payment AVImark would display a “Catastrophic Failure”. This error has been renamed to read “The MPS.exe is Close and cannot be used with AVImark. To continue, close and re-open AVImark to restart MPS”.

This error helps the user to identify that MPS has been closed and will allow them to know how to correct the issue.

Network Connection Unplugged

In the case where the network connection was interrupted AVImark would display “External Exception” errors. This has been improved to indicate the network connection has been unplugged.

Note File Size Warning

AVImark notes are contained in the wp.v2\$ file and the size limit is 2gb. To warn users when they are reaching the size limit for the note file AVImark will display a warning. The message will actually appear when the file size is 1.9gb allowing the user to be aware of the situation and take necessary precautions to handle the issue. When the file size of 1.9gb has been reached AVImark will display the warning at the time AVImark is opened and the message will appear every 7 days until the notes have been condensed or

the file size limit has been exceeded. When the message appears simply contact Technical Support and they will advise you on the steps that need to be taken to resolve the issue.

Changes and Additions for Medical History Security

AVImark has separated the functionality of the Change Medical History security function as an approach to allow users to specifically customize the changing of history entries.

- The security function of **MED03, Change Medical History**, allows changes to be made to only the Unposted entries. If this function is secured a non-authorized user will be able to change information on an unposted entry but for a posted entry the Change window will be displayed in the View Only mode.
- A new function **MED24, Change Unposted Medical History**, can be secured to prevent users from having the ability to make changes to an unposted Medical History entry.

Ability to Delay Canceling of Alerts

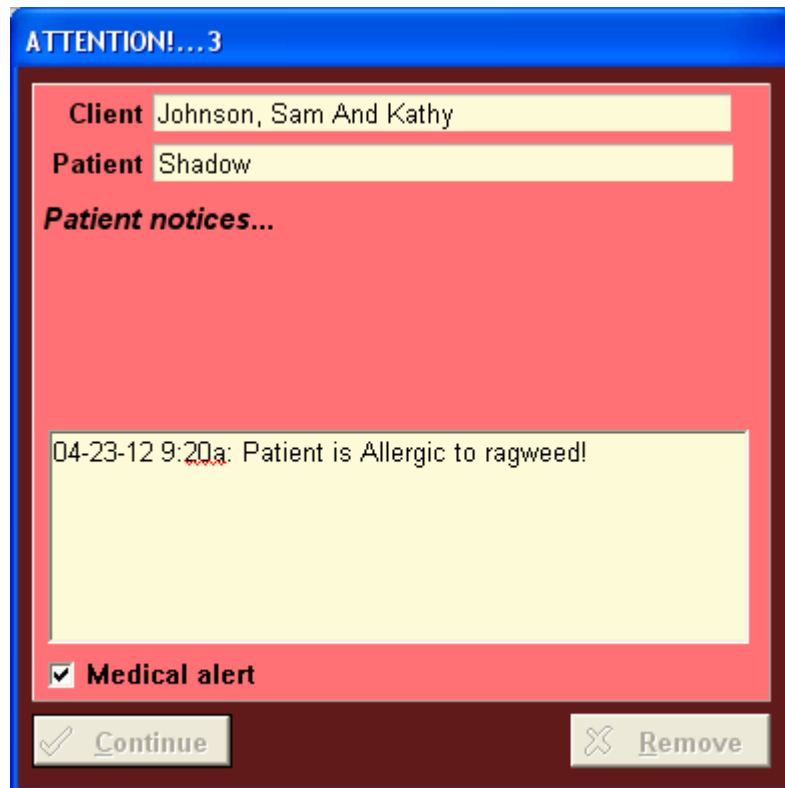
AVImark has enhanced Alerts by now giving users the ability to determine whether or not to delay the closing of client and patient alerts and also define duration for delay.

Advanced Options and Security Functions have been added for the functioning of this feature.

Advanced Options

To begin utilizing this feature you will need to define the Advanced Options.

- Set the user specific option “Delay Canceling Alerts” to True. This will display the client and patient alert but inactivates the Continue, Remove and Close buttons for the defined duration. Once the duration has been met the Continue, Remove and Close buttons will be activated.



- To define how long you wish for AVImark to delay the ability to close an alert set the desired time for the option “Delay Canceling Alerts Duration”. This options is user specific allowing the duration to be different for desired users.

New Alert Security Functions

With the enhancement of the Alert window new security options have also been added. These new security functions will control the modifying of client and patient alerts. By securing the below functions only authorized users will be able to modify the alerts when selecting the Modify button in the Alert window. When delaying the canceling of an alert the alert will appear with the options inactivated but once the duration is met the buttons are activated and if a nonauthorized user selects Modify the Not Authorized window will appear.

- Client Security Functions:
 - Securing the function CLT15, Add Client Alert will prevent unauthorized users from adding client alerts.
 - Use the function CLT16, Change Client Alert to prevent unauthorized users from changing client alerts.
 - The function CLT17, Remove Client Alert can be secured to prevent unauthorized users from removing a client alert.
- Patient Security Functions:
 - Securing the function PAT12, Add Patient Alert will prevent unauthorized users from adding patient alerts.
 - Use the function PAT13, Change Patient Alert to prevent unauthorized users from changing patient alerts.
 - The function PAT14, Remove Patient Alert can be secured to prevent unauthorized users from removing a patient alert.

Treatment and Item Alerts

AVImark has now incorporated Alerts within the Treatment and Item lists. With this new enhancement users will be able to add an alert directly to a treatment or item from the appropriate list. These alerts will then be visible and accessible from the Medical History area and can also be included on the Patient Chart.

Creating a Treatment or Item Alert

- From the Treatment or Item list choose right-click Alert on the selected entry.
- In the Note window type the desired alert information and click Done.
- Add the service to Medical History and the Alert will automatically appear.

Viewing, Adding or Editing Medical History Alerts

- When an alert is linked to a Medical History entry the new Alert attachment option will be checked.
- Clicking on this attachment will open the Alert window allowing you to view the comments or make changes to the alert if necessary.
- You can add a History alert to an entry in Medical History by selecting the Alert Attachment option or using right-click Alert. Enter the desired information and click Continue to save the alert.

Printing History Alerts on Patient Chart

- For a patient with history alerts open the Patient Chart.
- Under the Include list select the new option of History Alert.
- Printing the Patient Chart with this option checked will include the Medical History alerts.

Species Description Added to RabiesCSV Report

The species description is now sent to the RabiesCSV report for Cook County. Originally the species code was sent but this has been enhanced to send the species description instead.

ASAP for New Mexico

Clinics in New Mexico are now required to submit their Controlled Substances in ASAP 4.1 (2009) format. Because of this requirement the state of New Mexico has been added to the ASAP report utility.

To begin generating the report for the State of New Mexico, you are required to:

- Update to AVImark version 2012.2 or higher
- Have your Hospital DEA number assigned on the Demographics tab in Hospital Setup
- Assign your doctor DEA numbers in Users and Security
- Make sure the AVImark items to be reported have the C Action code (denoting it as Controlled Substance) and the NDC number assigned
- Have the “Include Sequence Number option for printing Drug Labels” set to True in advanced options
 - Printing prescription labels through AVImark will assign numbers and maintain them in sequential order. This number will be a unique Rx number that will be printed on the corresponding Drug Label, as well as being reported for that Controlled Substance line entry on the ASAP report.
- Setup the Days Supply for the controlled substances. You will do this in the “Minimum Interval Between Refills” field, on the Pharmacy tab in the change item window of the controlled substance.
- Have the animal’s genders entered in the patient area.

To acquire the properly reported data for your state follow these steps:

- From the AVImark CID select **Utilities, Utilities** and type in **ASAP**.
- You will be prompted with a Backup option, if you currently do daily backups you can click No. If you would like AVImark to be backed up, click Yes.
- In the ASAP utility, select the **From** date and **Days to send**.
- For **Export to**, select the location to which you wish to export the file. For example, the C:[] option.
- Select your state: **New Mexico**
- Select the option **Only report entries with label notes**. If a Controlled Substance entry in Medical History contains drug label notes, only those entries will be reported when using this option.
- Click **Run**.
- When completed, you will find the .dat file at the location you selected. You may then send this file to the proper authorities.

Doctor's DEA Number on ASAP

The doctor's DEA number will now be included on the ASAP report for Tennessee. For all users running the ASAP report in Tennessee, please verify you have each doctor's DEA number entered into the Change User window.

AVImark Deposit Slip Shows Unprocessed Payments

AVImark deposit slip now reports MPS unprocessed payments as its own total.

Date: 05-03-12
For: 05-03-12 - 05-03-12

AVImark Animal Hospital
DEPOSIT SLIP

Page: 1
(all)

Transaction	Type	ID	By	Client	Amount
05-03-12	Cash		AC 33	Butler, Bob	5.00
05-03-12	Cash		AC 47	Duke, Daisy May	-2.00
Total cash deposits:					3.00 *
05-03-12	Visa		AC 26	Cravens, Ashley	5.00
05-03-12	Unprocessed		AC 47	Duke, Daisy May	1.00
05-03-12	Unprocessed		AC 52	Banana, Sally Ann	2.00
05-03-12	Master		AC 47	Duke, Daisy May	2.00
05-03-12	Master		AC 47	Duke, Daisy May	4.00
Total Mastercard Deposits					6.00 *
Total Visa Deposits					5.00 *
Total Unprocessed card					3.00 *
Total Credit Deposits (5)					11.00 *
TOTAL DEPOSIT AMOUNT					14.00 **

Reprinting Recurring MPS Payments

AVImark now has the ability to allow the Successful and Failed recurring payments reports to be reprinted for the current day.

- From the CID select Utilities, MPS
- Choose the option **Reprint Recurring Payments Reports**

2012.3 Fixes List

Accounting/ Invoicing:

800 - Heading for Reminders Does Not Print on Invoice When Beginning at Top of Second Page

If the option "Reminders on Invoice" was set to True, and the invoice was at least two pages, and the second patient's reminders began at the top of the second page, the patient's name was not listed in the heading.

774 - Warning Message When Reprint Invoice When Patient Checked into Boarding

If a patient was checked into boarding, and a user attempted to reprint an invoice, the user would be presented with the following message: "Patient name has not been checked out of Boarding. Close Invoice anyway?".

772 - Receive "List index out of bounds" Error Upon Closing an Invoice Printed to Excel

If an invoice had a document attached, attempting to print the invoice to Excel would cause a "List Index Out of Bounds" error. The Print to Excel option has been removed from areas where documents are printed (for example, right click document patient area, right click document in medical history).

754 - Invoice Instructions Print Larger When Multiple Pets on Invoice

When patient instructions are included on an invoice for more than one patient, the second heading patient's was slightly larger than the first.

Appointment Calendar:

1859 - Extra Blank Page When Printing Post Card Text in Appointment Calendar

Printing post card from the appointment calendar was causing an extra blank page to print.

3903 - Users Getting Sorry You Are Not Authorized to Remove Blockoffs When Removing Appointment

If APT09 is secured, if an unauthorized user attempted to remove an appointment, they would be presented with "Sorry you are not authorized to remove blockoffs."

3246 - Daily Blockoff Window Displays Date Tab

When an On the Fly blockoff was created and the Daily Blockoff window was reopened and stretched vertically there was a Date tab that did nothing.

1957 - Appointment Openings Including Blockoff Exceptions

When a blockoff exception is made, and the Appointment Openings window is opened, the blockoff will now be considered an opening.

723 - Refresh Issue Concerning Site and Appointment Calendar

When a blockoff is made at the home or site clinic, the appointment calendar was not being refreshed automatically.

686 - Unnecessary Prompt when Checking Patient In

If "Remove today's appointment from calendar? and "Record treatments/items selected for appointment to patient %s medical history?" was set to "Yes". Checking in a patient with attached treatments was displaying the following prompt incorrectly: "Record treatments/items selected for appointment to patient %s medical history?".

1239 - <appt-date> Merge Word Was Not Printing Patient's Next Appointment on Invoice

Backing Up:

2006 - Instrument Folder not Backing Up

The instrument folder was not being backed up.

Boarding Calendar:

828 - Option to set a Maximum Duration in Days for a Boarding Reservation Does Not Seem to Work Correctly

When the "Maximum Number of Days" is set in advanced options, attempting to make a boarding reservation for more than this number of days will display the following: "Your current Maximum Duration is # Days, you cannot make this reservation for # Days unless you increase the Maximum Duration value".

696 - Boarding "Choose Facility" Window Not Listing Correct Number of Vacancies

3041 - Boarding In Date Not Showing Whole Date

When opening the Boarding Reservation window from the schedule tab of the patient, the whole in date was not displayed. For example, if the in date was 04/23/12, only 23/2012 was visible.

2549 - New Client in Boarding Calendar Not Holding Cell Phone and Email

If a new client was setup from the boarding calendar, the email address and cell phone number were not being held.

Client Area:

3559 - Cannot Tab to County Field

Users will now be allowed to tab to the county field in the client area.

1273 - Incorrect Photo Showing

If there were loose photos in the AVImark photos folder, and a new photo was saved on a client but named the same as one of the loose photos, the wrong photo was being displayed on the client.

1560 - All Referral Needs Removed

The "All" referral option, in the referral drop down in the client area, has been removed.

Estimate List:

2073 - Declined Entries Posting to Whiteboard

When an entry was declined on the estimate, and the estimate was posted to the whiteboard, the declined entry was being posted to the whiteboard with no indication it was declined.

623 - Estimate Charges are Wrong when Posting to Whiteboard

When an item is on an estimate with a count and was posted to the whiteboard, it was charging full price for the first line item.

1348 - Error Canceling Obsolete Warning Window

When adding an obsolete treatment, or item, to an estimate and clicking the red X on the prompt (instead of Yes or No) on the following window: "Assertion failure (E:\AV\mark\Branches\2010.4.1\uaviPatientEstimateEntryRecorderBuilder.pas, line 131)".

1331 - Error Message Creating Patient Specific Estimate and Selecting Doctor

If a doctor was selected on an estimate, and the doctor was removed from users and security, opening the estimate caused the following error: "Error. Record, User, record number, -1, record state, Unknown. Invalid state for Refresh".

767 - Doctor Field in "New Patient Estimate" Window Does Not Show Correct Doctors for Site

When logged in as a site clinic, the preferred doctor field will list doctors from both the home and site clinics.

742 - Getting Error Posting Estimate

Posting an estimate, without selecting entries first, the following error was displayed: "Error. Record, Patient Estimate, record number, 306, record state, Modified. Invalid state for Refresh".

804 - Whiteboard Doctor Not Holding when Posting from an Estimate

When posting an estimate to the whiteboard with "prompt for each entry" set to True for Estimates, post estimate to the whiteboard, change the user in the "new whiteboard activity" window, go to the whiteboard, the user would revert back to the original estimate doctor.

749 - Price not Holding Consistently

When checking and unchecking allow reprice on an entry in an estimate the price was not holding consistently.

737 - Notes on Estimate Entry Print Out of Alignment on Estimate

Having 2 lines or more of notes on an estimate entry marked public, when the estimate was printed, the alignment was not lining up with the description columns.

738 - Scroll Bars Cut in Half in New Patient Estimate Entry Window

When selecting an entry in the New Patient Estimate Entry window, the scroll bars were cut in half.

EQ:**3591 – EQ - Error Using Authorized Visitors**

When Brand information is entered on a patient, attempting to add Authorized Visitors was causing the following error: "Error. Record, Equine, record number, 42, record state, Modified. Associated record, WP, has an invalid record number".

2264 – EQ - Arrows in Frames are Different Sizes

All arrows will be the same size on all tabs.

3370 – EQ - 6 Action Code Dispensing Tx into One Patient's History

When a treatment with a 6 action code was added to history, the treatments were being put on one patient instead of being separated between the patients.

Follow Up List:**1813 - Follow Up Not Refreshing Automatically**

If the patient's follow up tab was open, and a treatment with a follow up was added to medical history, the follow up was not showing up on the follow up tab until the screen was refreshed.

896 - Assertion Failure Printing Follow Ups

In the follow up list, if the number of copies to print is changed, the following error was displayed and only one copy was being printed: "Assertion failure (E:\AVImark\Branches\2010.4.1\frmFollowupRecordListPrint.pas, line 130)".

Information Search:**3212 - Two Charge Options for Treatment List in the Information Search**

When searching for Treatments in the other areas of the information search, there were 2 charge options listed. Now one of these charge options has been changed to price.

1458 - Assertion Failure Reporting Instrument Type

When reporting the Instrument Type in an information search, the following error was displayed: "Assertion failure (E:\AVImark\Branches\Alpha-Bugs_avi\uaviQueryModel.pas, line 2087)".

606 - Search With Apostrophe in the Name

If a search was created with an apostrophe in the name, using the code editor to copy the search was causing the following error: "Access violation at address 007C4328 in module 'AVImark.exe'. Read of address 0000002C".

604 - The Stop Button Did not Work in Client Server

In client server, the stop button did not work in the information search.

1434 - Information Search Issue Printing to Excel

In some databases, using some searches, print the search results to Excel was causing the column heading to be shifted.

2855 - Summary Spelled Wrong in Summary Setup Window

The spelling of Summary in the Summary Setup window of the information search has been corrected.

4043 - Results are Shifted Printing in Excel

When printing search results to Excel, the columns were being shifted.

597 - Client More Stuff Searches Setup Before Updating Was Listing the Same Client Multiple Times**Inventory List:****1558 - Columns Shifted when Printing Custom Columns to Excel**

Printing the inventory customized columns to Excel was causing the columns to be shifted on the report.

1289 - Variance Was Not Updated When Moving an Item to New Patient

If a controlled substance was moved from one pet to another, the patient name was not updated on the variance entry.

897 - Update Inventory Statistics is Giving "Not Authorized" Prompt

If INV13 is secured, when an unauthorized user logged into AVImark, when "Update Inventory Statistics" attempted to run, the user would be presented with "Sorry, but you are not authorized to change Inventory Site Options".

3441 - Variance Description Not Auto Populating

When a code is entered in the variance window, hitting tab will now auto populate the description.

1224 - Incorrect Prompt to Update Container on a Non-Controlled Substance Item

Items that are not controlled substances will no longer trigger the Update Container prompt.

3203 - Order Status Not Being Refreshed

When a New Order is released, the order status in the Orders window was not getting refreshed until the window was closed and reopened.

2282 - Order Details Incorrect

When the same item was on multiple purchase orders, and received in all on the same day, when viewing the order details all order were combined for that day.

997 - Headings Missing from Purchase Order History

If the Purchase Order History report was printed and organized by "None", the headings were not printing on the report.

777 - Error Attempting to Print the Needs List to Excel

Attempting to print the Need List to Excel was causing the following error: "Invalid class string". If Open Office is installed, the following error would be displayed: "OLE error 800A03EC".

1448 - Column Heading Missing When Printing Inventory Summary to Excel

When printing the inventory summary to Excel, the column headings were not being included.

893 - Column Shifted when a Printing a Purchase Order to Excel

When printing a purchase order to Excel, the city, state and zip code columns were being shifted over.

3985 - Invoice Amount Being Changed

If a user double clicked on an invoice in the accounting window, then clicked done, the amount of the invoice was being changed to 0.00.

4128 - Minimum Fee not Charging

When an item was setup to charge a minimum fee, the fee was not being charged.

4121 - Pick List not Deducting from Inventory

Using the pick list, the item was not being added to history or being deducted from inventory.

799 - L/Yr Sold Column Was Not Showing on the Inventory Summary When Printed to Excel

IVLS:

851 - IVLS Active Option is Now a Site Value, Instead of a User Value

715 - Declining Treatment Was Not Removing IVLS Requisition

When a declined treatment is entered into medical history, and it is associated to an IVLS code, the IVLSO code will no longer be entered.

Medical Condition Record:

2840 - "Todo" in SOAP Record Needs Changed to "To-Do"

In the plan area, the Todo column has been changed to To-Do. The "To do" column in the "Treatment Protocols" window in the diagnosis list, has also been changed to be "To-do". To see this change, after updating, the user will be required to do a default layout in the Medical Condition Record and the Treatment Protocols window.

1752 - More Stuff Removing Notes from Medical Condition Record

When notes were entered in any area in the medical condition record, then more stuff is entered, the notes were being removed.

1415 - Incorrect Entry Highlighted on Plan Tab

When the same treatment is entered twice into the plan area of the medical condition record, when one is posted, the posted treatment was be greyed out.

1271 - SOAP More Stuff Not Working

When More Stuff was setup on the Objective, Assessment, or Plan areas of the medical condition record, attempting to open the more stuff by CTRL+F9 caused the following error: "Please select a more stuff area. (E:\AVImark\Branches\2010.1\MedCond.PAS, line 1049)".

1106 - Access Violation on Plan Tab if No Species was Selected

If there was not a species selected on a patient, the following error was displayed upon doing a right click choose entry in the plan area of the medical condition record: "Access violation at address 00FAABAB in module 'AVImark.exe'. Read of address 00000000".

835 - SOAP Notes Disappear After Attaching More Stuff

When notes were entered into an area of the medical condition record, then more stuff was entered, the notes were being removed.

819 – Medical Condition Record Window Loses Maximization When Clicking Next or Previous Buttons

If the medical condition record is maximized, when a user clicked next or previous the screen was being restored back to normal size.

2120 - Error Attempting to Open Blank SOAP More Stuff

When attempting to open a blank more stuff on a medical condition record the following message was displayed: "Error. Record, Assessment More Stuff, record number, -1, record state, New. Attempt to load invalid record number."

1734 - <soap-abnormality-%> Merge Word Was Not Working Correctly

4157 - Body Subsystems Not Showing in Medical Condition Record

The body subsystems were not showing in the medical condition record.

894 - Medical Condition Record Printing Body Subsystem

When an abnormality is unchecked, the subsystem will also be unchecked.

Medical History:

1234 - Duplicate Inventory Used Message

When doing a right click choose in the inventory used window and selecting the same item that is already in the inventory used window, users will be presented with a prompt that they are selecting a duplicate entry.

4015 - Cannot Change Doctor on Posted Medical History Entry

If a medical history entry was posted, the doctor could not be changed.

885 - Unable to Date Stamp Medical History Notes Window After Unlocking

When a notes window was unlocked, users were not able to use the right click options, or enter a date time stamp.

3838 - Slowness Moving Medical History

When medical history was moved from one pet to another, it was much slower in 2012.1.0. This slowness has now been fixed.

1072 - Unable to Drag and Drop Medical History

Some computers were unable to drag and drop medical history to move the history from one patient to another.

670 - Service Posts at 0.00 Charge if More Stuff Window was Open

When an entry is added to medical history; if another user opens more stuff on that entry from another computer, the entry was being posted with a 0.00 price.

3148 - Vaccination Box Staying Checked

If the vaccination box is accidentally clicked, then the user clicks cancel, the Vaccination box will now be unchecked.

1661 - Incorrect Sequence Number Printing on Drug Label

If an item had the number sign in the description (for example, Rimadyl #30) when the drug label was printed, the sequence number was printing 30, instead of the correct sequence number.

882 - Destroying Modified Object Error Cancelling Allow Access Window

Canceling the "Sorry you are not authorized to Change Medical History" window caused the following error: "Error. Record, History, record number, 10114, record state, Modified. Destroying modified object".

1498 - Unauthorized Users Getting Error Changing Lot Number

When a user was logged in, that was not authorized to change item information, and they put an item with a lot number into medical history and attempt to update the lot number the following error was displayed: "Assertion failure (E:\AVImark\Branches\2010.5_avi\uSecurity.pas, line 246)".

876 - Error Changing Doctor on Medical History Entry

If MED03 (Change Medical History) was secured, and an unauthorized user is logged into AVImark and attempted to change the doctor on a medical history entry, the following error is displayed, after clicking cancel on the allow access window: "Error. Record, History, record number, 7760, record state, Modified. Destroying modified object".

3602 - No Prompt For Not Entering Item, Treatment, Diagnosis Code

Attempting to add an entry to medical history without a code will cause the following message:

“You have not entered an Item, Treatment or Diagnosis code, proceed?”

1915 - Fee Not Being Charged

When a patient was checked into boarding, and the additional fee was set to 0.00, when an item that charges the fee was placed into medical history then posted to accounting, the fee was not being charged on the 2nd item.

1410 - Undeleting Medical History Entry Does Not Check Dental Chart

When a medical history entry, with an attached dental chart, is undeleted; the dental chart attachment will be checked.

846 - Need Message When Attempting to Add Duplicate Inventory Used

When doing a right click choose, or new, in the inventory used window and selecting the same item that is already in the inventory used window, users will be presented with a prompt that they are selecting a duplicate entry.

1993 - Undelete Medical History Window Selecting More Than What is Highlighted

When attempting to undelete medical history, if an entry (other than the top entry) was not selected and the spacebar was pressed, the user was getting the following prompt: “No history selected. Please select history using the right-click menu or press the spacebar.”

3970 - Groups Not Working Correctly When Using Pick List

If a group is linked to a treatment and the pick list is used, clicking on the pick list was causing the parent code to be added to medical history as well as the linked codes.

Miscellaneous:

2353 - Error Creating Antech Requisition when F12 has Been Used to Login From One Site to Another

Logging in from one site to another, creating an Antech requisition caused the following error: “Error creating lab order addon: Database does not have info for data you passed. java.lang.Exception”

1198 - Entry History Incorrect

When a user clocks in the entry history will read, "Added TimeClock Clocked In" and the clock out entry will read "Removed TimeClock Clocked In".

3376 – VetCentric - Attempt to Read a Record from Animal.V2\$ that Doesn't Exist When Updating Prescriptions

Right click... Integration... VetCentric... Update VetCentric Prescriptions on a medical history entry was causing the following error: “Attempt to read a record from ANIMAL.V2\$ that doesn't exist”.

816 - Image Editor no Longer Uses Default "Invoice" Printer

Printing an image from the image editor will now print to the printer selected for invoices.

658 - Drug Label Cut Off in 800X600

When the screen resolution was set to 800X600, the bottom of the drug window was being cut off. This will now be visible if the task bar is set to auto hide.

3291 - List All Chapters of AVImark

All manual chapters will appear in Help... Manual Chapters.

2629 - Misspelled Word in AVImark Server Guardian Window

The spelling of Running in the AVImark Server Guardian window has been corrected.

1527 - Merge Words Not Showing on Work List

The merge words were not being filled in on the work list or when the entry was posted to medical history.

2961 - Emergency Capture Shots not Displayed in AVImark Emergency Capture List until Normal Shot is Taken

When an emergency shot was captured, it was not showing in the emergency capture list in AVImark, until a normal DragonFly shot was captured.

4036 - Assertion Failure Using Next Button

In the test window, when a user clicked Next, if there was not another test to display, they could be presented with the following error: "Assertion failure (E:\Jon-AVImark-Git\avimark_avi\uaviHistory.pas, line 3176)"

3558 - Boolean Error in Get_PanelCode When Trying to Load Results**4013 - Changing Rabies Tag Not Updating Advanced Options**

If the option to Separate 1 and 3 year tags was set to True and a rabies entry was put into medical history and the user changed the number in the vaccine window, the Rabies Tag Number was not updating in advanced options.

3078 - Added Entry Not Made In Time Clock Entry History

When synchronizing the workstation clock with the server and clocking in on a workstation, the "Added" entry was not being put into the entry history window.

4093 - AVImark Tries to Open a Second Session upon Sending Note with Netnote

When trying to send a NetNote, a new session of AVImark tried to open.

4181 - Allow AVImark to work around XML's that are missing CData Tags for Price Checked Items

When an order came in from Intelligent Inventory and was missing the units ordered, a Range check and/or Assertion failure error messages was being displayed when attempting to import.

1347 - Error Downloading AVIBETA.ZIP Through the Option "Utility"

Attempting to download avibeta.zip from the update assistant using the utility option was causing the following message and the file would not be downloaded: "Your installed version number of AVImark is greater than the selected download. Continuing is not recommended. Continue anyway?"

Patient Area:**1294 - "Deceased patient" was Disappearing from Patient Area**

When a deceased patient is displayed on the CID, the reminders area will show "Deceased Patient". If a user opened the CSD, then canceled the CSD, the "Deceased Patient" was being removed.

1246 - Cannot Remove a Patient's Breed or Color from the Change Patient Window

When the patient's breed or color is removed, the breed or color will be changed to (unspecified).

1938 - Weight History Not Obeying Chart Term in Preview

When preview printing the patient chart, the weight history was not obeying the chart term when "Weight History for Chart Terms/Date Range?" is checked. The printed chart was correct.

1645 - Photo Not Included on Chart from Speed Bar Button

Opening the patient chart from the speed bar button was not including the patient's photo.

1586 - Duplicate Microchip Numbers

Duplicate microchip numbers will not be allowed to be entered in the patient area. Attempting to enter a duplicate number will force the users to either change the number or delete the number.

1490 - Error When Chart Term is Blank

If the Print For terms field, in the patient chart window, was left blank; the following error was displayed: "Cannot save due to the following errors: User Option Value, record number 877: Property As Integer, whose value is 255, exceeds maximum allowable value, 3." Users will no longer be allowed to remove the chart terms from the chart window.

1092 - Abbreviations Not Expanding on Patient Chart

When "Expand Abbreviations in Hospital Name" is checked, the hospital name on the patient chart will also be expanded.

1003 - Searching for Patient Name Not Working Correctly

When searching for a patient name from the CSD using ",patient name", if the patient's name has a space and another patient in the database also has the same first name nothing was being found.

768 - F5 Key no Longer Works to Open Notes Window for Problem in Problem History

Pressing F5 from the patient problem history will now open a note window.

718 - Date Being Cut Off When "Windows Date Format" is Set to True

If "Windows Date Format" was set to true, the date on the schedule tab in the patient area was being cut off. For example, instead of showing 04-23-12, 04-23-201 would be displayed.

3922 - Right Click Choose in Patient Area

In the patient area, right click choose and selecting the first patient in the list, was causing a new patient window to open. Now the selected patient will be displayed.

Reminders:**901 - Third Spelled Incorrectly In Third Reminder E-Mail Message****3869 - Show in Vaccine History Not Working**

If "Show in Vaccine History" was unchecked, and the option "Show All Reminders" was set to False, the reminder was still showing in the vaccine history.

Reports:**1389 - Time Showing in Practice Analysis Start/End Dates**

The time has been removed from the practice analysis state and end dates.

1096 - Reports Shifting Down

When printing some reports, all pages after the first page were shifting the headings down.

1013 - Inventory and Treatment Options

In the practice analysis, when switching from the reports tab to the graph tab the inventory and treatments options were visible again.

1011 - Tax Amount Incorrect on Reports

In some instances, the tax on the reports was not rounded the same as the tax on the invoice.

872 - Range Check Error Running Practice Analysis for Older Date Ranges

Attempting to run the practice analysis graphs for prior date ranges caused the following error: "Range check error".

859 - Income Practice Analysis Gives Results for All Zip Codes when Running for Only One

The "Income" Practice Analysis report was giving results for ALL zip codes when running for a specific one.

803 - Quantity Yet to Perform Incorrect on Health Plan Report

If a pet had a component of a health plan in the past, the Quantity Yet to Perform on the Health Plan Report was incorrect.

719 - Option to Use "Regular" Cost Instead of "Average" Cost not Working in Some Databases

The Advanced Option, Use Inventory Cost in Expense Column, did not work in certain databases.

2959 - SOT Not Being Included on Some Reports

If the 9 action code was on a treatment/item but another tax action code was not included, the tax amount was not correct on the account summary, tax by area or when exporting to Quickbooks. All reports will now display the tax correctly.

1012 - Practice Analysis - Cannot Select Organize By Option

In the Practice Analysis user were not able to select an Organize By option for the Total Charges or Total Payments graphs. This has been corrected.

938 - Graph Name Printed Over Chart Numbers when Graphing Practice Analysis with AVImark

SQL:

3692 - ChgDr was Very Slow in SQL

The ChgDr utility was much slower in SQL than it was in classic AVImark.

3566 – SQL - Out of Memory Error Searching Inventory Used

Attempting to run a search to find "Inventory Used" in SQL; caused the following error: "Error, Out of memory. SELECT * FROM "Client" WHERE "_Recno" = 12"

3425 – SQL - Errors Printing Appointments and Including Blockoffs

Some clinics using SQL, when printing the appointment calendar and including blockoffs, were getting the following error: "Error. Record, Patient, record number, 7, record state, Loaded. Record is deleted. Record, 7 not found"

1514 – SQL - Note Glossary Causing Lock-Up

Using some databases, attempting to add a note from the note glossary would cause AVImark to lock up.

4086 - SQL--Errors (Invalid Column Name) Adding or Changing Client

Clicking OK on a new client window was causing errors, in some databases.

3845 – SQL - Prompt for Associated Entries was not Staying Checked

System Tables:

1245 - Assertion Failure Printing Additional Data Fields with Print Details Checked

When printing the Additional Data Fields table with print details checked the following error was being displayed: "Assertion failure (E:\AVImark\Branches\2010_mcs\umcsAbstractRecord.pas, line 4354)"

2301 - Unable to Search in System Tables

Users will now be allowed to search in system tables, per table. For example, users will be able to search in the breed table for everything that contains BULL, simply by clicking on the table and using the search field.

3018 - Extra Column Printing Color Table

The color table was displaying an extra column (Breed Species Code) when printed. This was causing the code to be unreadable, in some cases.

3017 - Extra Column Printing Breed Table

The breed table was displaying an extra column (Breed Species Code) when printed.

Treatment List:

2088 - Change Treatment Laboratory Tab not Turning Green when Instrument Selected

When an instrument is assigned on the Instrument Types tab of the Laboratory tab in the Change Treatment window, the Laboratory tab will now turn green.

1659 - Two G Action Codes Being Added to Treatments

Treatments in the Treatment Groups category were being given two G action codes when a new treatment was added by right click another.

887 - More Stuff is Not Retrieved Upon Undeleting Treatment in Treatment List

When a treatment was undeleted, the more stuff was not being put back on the treatment.

3658 - Error Saving New Treatment After Clicking on Other Tabs First

If a new treatment is opened and the user clicks on a tab, they will be prompted to enter a code. When a code was entered, the user was receiving the following error: "Error. Record, Treatment, record number, -1, record state, Unknown. Invalid record state during PropertyChanging."

3350 - Error Attaching Photo to New Treatment/Item/Diagnosis

Attempting to add a photo to a new treatment, item or diagnosis was causing the following error: "Error. Record, Item, record number, -1, record state, New. Associated record, Phrase, has an invalid record number."

900 - Action Code Not Available; Should be Report Code Not Available

When attempting to add a report code in the Change Treatment/Item Category or Change Treatment/Item windows that does not already exist in the list; the following message was being generated: "Action Code \"%\" not available". This message has now been changed to: Report Code \"%\" not available.

2044 - Characters in Description Incorrect in WhoGot

When a treatment has the & symbol in the description, the WhoGot was putting an underscore instead of the &.

704 - Treatment Description Only Printing 21 Characters when Printed to Excel

When printing the treatment list to Excel, the full treatment description will now be printed.

Users and Security:

660 - Security for Editing Reminder Text in Hospital Setup Has Been Switched to REM07

When REM07 is secured, attempting to make a change to the reminder text in hospital setup will give an unauthorized user a VIEW ONLY window.

786 - MED12 - Add Medical History More Stuff Does Not Secure Correctly

When MED12 (Add Medical History More Stuff) is secured, unauthorized users were able to still add more stuff to an entry without more stuff defined.

3828 - REM07 Warning

If REM07 is secured, logging into AVImark as an unauthorized user would cause the user to receive "Sorry you are not authorized..."

Utility Programs:

3040 - InventoryReset Option "All Fields Except Description, Code, Price and Cost" Not Working

In the InventoryReset utility, the "All Fields Except Description, Code, Price and Cost" option will allow all fields except description, code, price and cost to be removed.

2509 - Dates Reversed in DelPrt Utility

When the DelPrt utility was pulled up the start date was after the end date. For example, the start date was 4/23/12 and the end date was 4/23/11.

2030 - RabiesCSV for Cook County

The extra spaces between the lines of the RabiesCSV report has been removed.

4021 - Assertion Failure Running ChangeCode

When running ChangeCode to redirect codes, if anything other than Medical History and Accounting was checked, the following error was generated: "Assertion failure (E:\Chris-AVImark-git\utilities\frmChangeCode.pas, line 570)"

3932 - CheckDuplicateInvoice Removing Both Duplicates

When CheckDuplicateInvoice is run to remove duplicates, only 1 of the invoices would be removed.

3236 - RatingClients No Longer Listing Number of Invoices

The RatingClients utility will now list the number of invoices correctly.

2012.3.1.0 Fixes List

4320 - CRC Check on Record 02\$ Failed When Updating

When updating some clinics were getting the following error and purchase orders were being removed:
“CRC Check on record from 1112202.02\$ failed”