

AVImark Release Notes

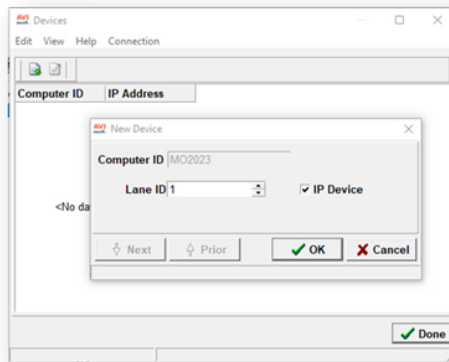
Version 19.20.3

What's New

Requirement! All Practices using triPOS Credit Card Processing MUST make this change before you will be able to take Credit Card payments through AVImark.

▶ triPOS

- ✓ After Updating AVImark to the 19.20.3, each computer that processes credit card payments using triPOS will need to open the Device Management window to make the below setting change.
- ✓ Within AVImark access Services (menu) | Device Management.
- ✓ Within the Device Management window, right-click | New.
- ✓ The New Device window will open.



AVImark Release Notes

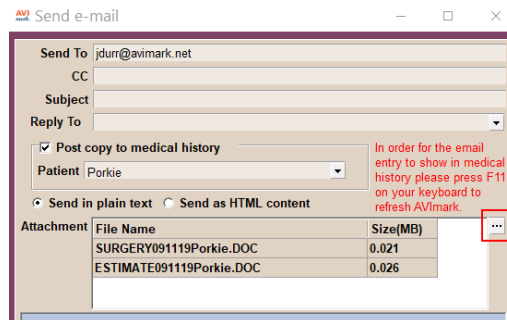
Version 19.20.3

What's New

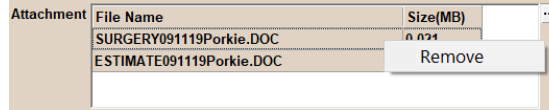
Enhancement to emailing multiple attachments through AVImark.

► Email multiple attachments

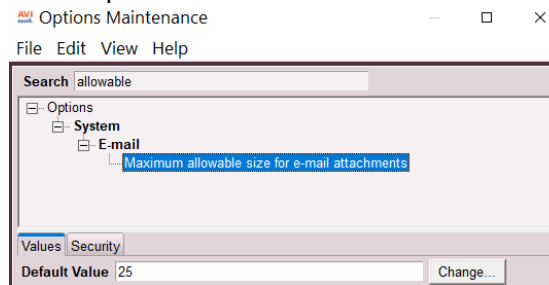
- ✓ Added a button and panel to the email window to select and view all attachments.



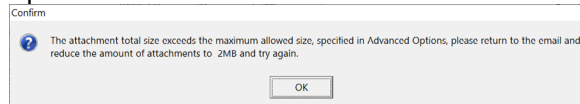
- ✓ Added a right-click | Remove option if an attachment needs to be removed.



- ✓ Added an advanced option to set the maximum allowable size the service provider allows.



- ✓ Added a check to verify the email size doesn't exceed the advanced options.



AVImark Release Notes

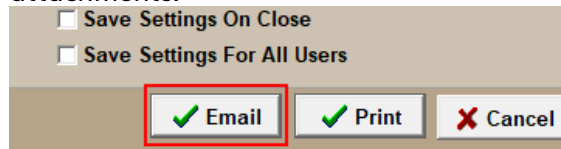
Version 19.20.3

What's New

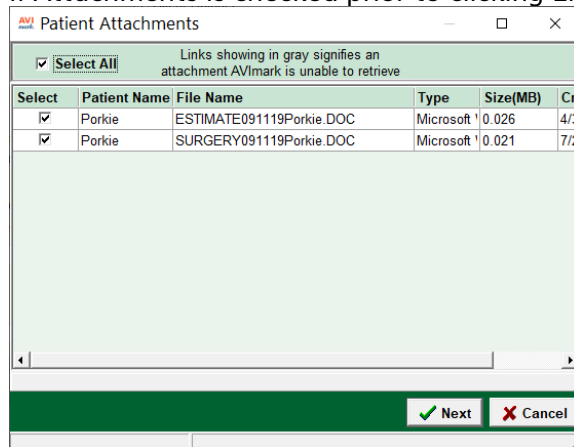
The ability to email attachments with the Patient Chart

▶ **Emailing attachments with the Patient Charts**

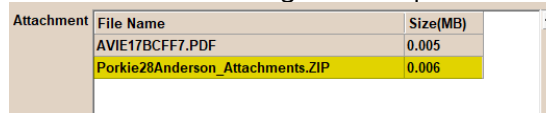
- ✓ Added a button and panel to the email window to select and view all attachments.



- ✓ Created a Patient Attachments window where the user can select which attachments to send with the patient chart. This window will only open if Attachments is checked prior to clicking Email.



- ✓ The attachments displayed in the Patient Attachment window will be reflective of the timeframe the chart is printed for and the patients included in the chart
- ✓ Once the attachments have been selected, the program will zip them up and attach them along with the patient chart to the email.



AVImark Release Notes

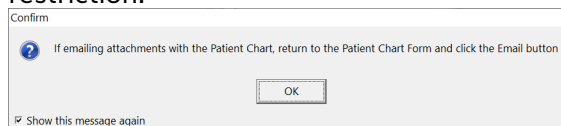
Version 19.20.3

What's New

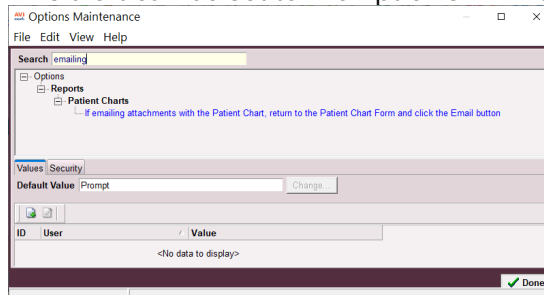
The ability to email attachments with the Patient Chart (*continued*)

▶ **Emailing attachments with the Patient Charts** (*continued*)

- ✓ If the option "print a chart for all patients" is checked, it will allow the user to select which attachments to send for all patients, but then zip them separately for each patient.
- ✓ The zip file will be named "patient name, patient record number, client lastname_Attachments.zip"
- ✓ The program will check the size of all attachments zipped prior to attaching the zip to the Send e-mail window.
- ✓ Attachments can only be emailed through the Email button on the main Patient Chart window, it is not available through the preview print window. There is an alert warning the users to this size restriction.



- ✓ This alert can be set to Prompt or Ok in Advanced Options.



There is a new ASAP Controlled Substance Reporting.

▶ **ASAP Controlled Substance Reporting**

- ✓ 134405 – Created North Carolina ASAP Report

AVImark Release Notes

Version 19.20.3

Additional Release Items

Appointment Calendar

164093 Appointment Calendar was not auto-refreshing.

AVImark Server

167310 Move the services restarting to after AVImarkServer service starts.

Logging into AVImark

88723 When AVImark logs off Payment Accounts and Recurring Payments appear greyed out.

Medical History

158879 Medical History was not auto-refreshing.

Purchasing

81252 Once a Purchase Order is received, it was not removing the P2\$ file from the AVImark folder.

Reporting

157763 Correct message when trying to print from the Report Preview window.

triPOS

170491 The triPOS LaneID is now stored in AVImark allowing clinics to use TCP/IP (Mx915) and WiFi (Vx690) devices with AVImark the 19.20.3 version.

Whiteboard

163872 Whiteboard was not auto-refreshing.