





# IMPROMED EQUINE 18.10.0 RELEASE NOTES

## RELEASE ITEMS


### Accounts Receivable

---

-  Connection failures will no longer cause a credit card orphan code which created a payment on account.
-  Modifying an email topic to be used as the default topic for statements will no longer cause the email message to be blank when statements are emailed.
-  Emailing a client their statement from Transaction History in Accounts Receivable has been corrected to fill in the client's TO: email address.
-  Transaction History screens in the program will not change the scroll location when the program refreshes.


### Certificates

---

-  The Cook County Rabies Export has been modified to be compliant with Cook County.




### Dashboard

---

-  If the Max License is triggered, the Dashboard icons will not disappear.




### EasyTime






---

-  Recurring EasyTime appointments will no longer have duplicate header records causing a problem printing reports.
-  ImproMed Equine no longer crashes if the ImproMed Equine Desktop is sized to a smaller window and View | Appointments is opened from the ImproMed Equine button.
-  When using Forward Booking and Clinic Census, the patient moved to a check out location will be the patient booked for a new appointment.

### Lab Results Import








---

-  A name change has been made from IDEXX LabREXX to IDEXX Reference Lab.
-  Reference Lab orders from within ImproMed Equine now works with the IDEXX VetConnect PLUS interface.
-  A radio button has been added to the New Lab Request travel sheet screen and to the New IDEXX Reference Lab Request dialog box. This has been added to identify if the patient is Client-Owned, Staff-Owned, or Doctor-Owned so IDEXX knows to discount the lab work for the patient.

-  If the business has the IDEXX Reference Lab list downloaded, the IVLS setup will pull the species, breeds, and sex list from them. If the IDEXX Reference Lab list is not downloaded, the business will use the hard coded list the IVLS used previously.
-  IDEXX lab requests will no longer fail if the product has revisions.
-  The user has the ability to edit an existing IDEXX lab request without having to call IDEXX or access the IDEXX website to make changes.
-  When creating an IDEXX lab request, an error message will pop up if the request cannot be made and the reason the request cannot be created.
-  Users will be restricted from creating an IDEXX reference lab request using a Travel Sheet if there aren't any products selected.


## Medical Records

---

-  Erroneous data will no longer show up in Medical Records due to a SOAP being created but not saved and the program forced to close before the patient is transferred to a different client.
-  A SOAP being created but not saved and the program forced to close will no longer cause DICOM images to become unauthorized.
-  Medical Records will no longer fail to load if a patient is transferred from/to multiple times.
-  Retired SNOMED terms have been removed so users have the most updated list of SNOMED terms.
-  Transferring a patient with several pages of medical records will not cause an issue of timing out.
-  Buttons have been added to the Ribbon under Medical Records to provide quick access to the AXIS-Q and AXIS-Q LENS modules.
-  The AXIS-Q and AXIS-Q LENS modules can be opened from the ImproMed Equine button | Modules.








## Mobile

---

-  When re-setting up a mobile, the next stable invoice number it uses is one over the highest number used for the mobile, which prevents invoice numbers from being re-used.





## Patient Processing

---

-  Making a credit card payment with a large signature will no longer cause an out of memory or space error.
-  The Apply/Cancel buttons will now show on the Batch Payments and Down Payment screens for those with a credit card processing integration.
-  In the Patient Processing Invoice screen, products not restricted to patient only or restricted on the Patients tab can now be added to the Client Only.
-  Client only products can be added immediately after opening Patient Processing with no patient selected.
-  If a search is run using a reservation table, the search will no longer return an error.
-  References to Home Delivery have been removed from the program.
-  If price of 0.00 is unchecked, and product quantity is less than 1, the price of the item can be applied.








## Product Items

---

-  The graphic display in the Quantity field under Setup Products, on the Pricing tab, has been fixed.
-  The price of a product added to the invoice no longer ignores the minimum price when the enter key is pressed.
-  When creating a product from Setup Inventory, the buttons and options will display on the Create Product screen.
-  The Change Employee action in Product History will no longer ignore the Employee Restrictions on the product.




## Reports

---

-  The Controlled Drug Log Export has the latest requirements for the partial fill indicator field.
-  The Prescription Log Export has been modified to show if the prescription was a Written Prescription. When exported, a Written Prescription column has been added and will show YES or NO if the drug given was a Written Prescription.
-  The Cash Drawer Balance Report will now print the correct card type on file used for a card payment.
-  The dates for the Cash Drawer Balance Report have been addressed for businesses running SQL2012 SP4 or higher.
-  The Payment History Report has been corrected when there is a product return.
-  The Products Stored Report has been corrected to display the correct product price for an open invoice item which contains a super mode adjustment.
-  The Patient Recheck Report will include the Client ID when the file is exported.



## Scheduled Payments

---

-  The “Select Payments Due” button has been changed to “Select Payments” providing options to select or deselect payments.
-  The Add Card On File will prompt for a Topaz Signature when the device is setup under Workstation Preferences.
-  For businesses running on SQL2008 R2, Scheduled Payments have been corrected to display payment plans on the Selected Client screen.

## Security

---

-  The option to secure IDEXX Lab Request Discount, as it relates to discounting staff-owned patients, can be found under Secured Items and Security as part of the Lab Results Import group.
-  The modules, AXIS-Q and AXIS-Q LENS, have been added to Setup Security and Secured Items.




## Treatment Plans

---

-  Treatment Plans will no longer crash if the right-click shortcut menu is open during a Desktop refresh.






## Wellness Plans

---

-  A payment made during a Wellness Plan cancellation will not affect revenue as a negative amount.
-  The Wellness Plan cancellation screen defaults to the recommended option and amount.
-  Deferred revenue has been corrected when cancelling a Wellness Plan with removed products.

## Miscellaneous Items

---

-  The loading/progress bar, when opening the ImproMed Equine program, will move slightly as an indication the program is loading.
-  Changing the “Patient Name Display” under Global Preferences will no longer cause a time out error.
-  Users on a workstation that does not have any modules open in ImproMed Equine will no longer be able to create or modify database fields if any other workstations have ImproMed Equine open.
-  ImproMed Equine will be digitally signed so anti-viruses do not quarantine files ImproMed Equine uses as it will be signed and trusted by Microsoft.
-  The program has been corrected so the warning will display if the server is missing the Desktop Experience service.